MIDLAND OIL TOOLS®

# PRODUCTS CATALOG

HYDRAULIC POWER TONGS
TORQUE TURN SYSTEMS
PIPE HANDLING TOOLS
DIES & INSERTS
SAFETY PRODUCTS

www.m-o-t.com

## ROD TONG
Rang: **5/8" - 1-1/8"**
Max Torque Ratings: 1,200 - 4,000 Ft-Lbs.



| MODELS M20/ M40/M50/M75 | | | | 500C |
|---|---|---|---|---|
| CATALOG. Nº | RANGE | HIGH GEAR | LOW GEAR | WEIGHT |
| M20 | 5/8" - 1-1/18" | 517 Ft.Lbs. | 1200 Ft. Lbs. | 230 Lbs. |
| M40 | 5/8" - 1-1/18" | 600 Ft.Lbs. | 1600 Ft. Lbs. | 363 Lbs. |
| M50 | 5/8" - 1-1/18" | 675 Ft.Lbs. | 1900 Ft. Lbs. | 363 Lbs. |
| M75 | 5/8" - 1-1/18" | 775 Ft.Lbs. | 2800 Ft. Lbs. | 366 Lbs. |
| 500C (Rod Tubing) | 5/8" - 1-1/2" | 1150 Ft. Lbs | 4000 Ft. Lbs. | 430 Lbs. |

| ACCESSORIES | |
|---|---|
| BACKUP: | OPTIONAL |
| JAWS: | OPTIONAL |
| SPRING HANGER: | INCLUDED |

| INNER RING ASSEMBLIES AND BACK-UP WRENCHES | | | | | | |
|---|---|---|---|---|---|---|
| Size of Road | 1/2" | 5/8" | 3/4" , 7/8" | 1" | 1-1/8" | 7/8" Rod with 1-1/8" Square |
| Rod Inner Ring | 27899-2 | 27899 | | 27899-4 | 27899-1 | 27899-3 |
| Rod Back-Up Wrench | 27898 | 27902 | 27903 | 27906 | 27907 | 27903-1 |
| Size of Macaroni Tubing | 1.050" | 1.315" | | 1.660" | 1.900" | |
| Tubing Inner Ring | 30718 | 30716 | | 30714 | 30712 | |

## TUBING TONG (OPEN FACE)

Range: **1.05" - 4-3/4"**
Max Torque Ratings: 4,250 ft-Lbs - 11,750 Ft-Lbs.





| MODEL 500C | RS | 4500/5500/5600 | | |
|---|---|---|---|---|
| CATALOG. Nº | RANGE | HIGH GEAR | LOW GEAR | WEIGHT |
| 500C (Rod Tubing) | 1.05" - 3-1/2" | 1150 Ft.Lbs. | 4250 Ft. Lbs. | 450 Lbs. |
| RS | 1.05" - 4-1/2" | 1150 Ft.Lbs. | 4500 Ft. Lbs. | 615 Lbs. |
| RS HT | 1.05" - 4-1/2" | 1600 Ft.Lbs. | 6700 Ft. Lbs. | 615 Lbs. |
| 4500 | 1.05" - 4-3/4" | 1600 Ft.Lbs. | 6700 Ft. Lbs. | 610 Lbs. |
| 5500 | 1.05" - 4-3/4" | 2200 Ft.Lbs. | 8750 Ft. Lbs. | 615 Lbs. |
| 5600 | 1.05" - 4-3/4" | 2850 Ft.Lbs. | 11750 Ft. Lbs. | 620 Lbs. |
| ACCESSORIES | | | | |
| BACKUP: | OPTIONAL | | | |
| JAWS: | OPTIONAL | | | |
| SPRING HANGER: | INCLUDED | | | |

## CASING TUBING (CLOSE FACE)

Range: **15/16" - 10-3/4"**
Max Torque Ratings: 6,000 - 21,000 Ft-Lbs.

| MODEL: 59-93R / 54-93 / 54-02 | | | | |
|---|---|---|---|---|
| CATALOG. Nº | RANGE | HIGH GEAR | LOW GEAR | WEIGHT |
| 58-93R | 1-5/16"" - 7" | 300-1300Ft.Lbs. | 6000 Ft. Lbs. | 1000 Lbs. |
| 54-93 | 1-5/16"" - 7" | 300-1500Ft.Lbs. | 12000 Ft. Lbs. | 1360 Lbs. |
| 54-93HT | 1-5/16"" - 7" | 300-1500Ft.Lbs. | 18000 Ft. Lbs. | 1400 Lbs. |
| 54-02 | 2-3/8" - 10-3/4" | 300-1500Ft.Lbs. | 18000 Ft. Lbs. | 1600 Lbs. |
| 54-02HT | 2-3/8" - 10-3/4" | 300-1500Ft.Lbs. | 21000 Ft. Lbs. | 1650 Lbs. |
| ACCESSORIES | | | | |
| BACKUP: | OPTIONAL | | | |
| JAWS: | OPTIONAL | | | |
| SPRING HANGER: | INCLUDED | | | |

## SUCKER ROD TONG 5/8" - 1-1/8"
MODEL: XQ29/2.6

| ROD TONG - MODEL: XYQ29/2.6 | | | | |
|---|---|---|---|---|
| CATALOG. Nº | RANGE | HIGH GEAR | LOW GEAR | WEIGHT |
| XQ29/2.6Y | 5/8" - 1 1/8" | 700 Ft. Lbs. | 2400 Ft. Lbs | 220 Lbs. |
| ACCESSORIES | | | | |
| MECHANICAL BACKUP: | INCLUDED | | | |
| JAWS: | INCLUDED (5/8" - 1-1/8") | | | |
| SPRING HANGER: | INCLUDED | | | |
| DOOR INTERLOCK SYSTEM | OPTIONAL | | | |

## ROD / TUBING TONG
5/8" - 1-1/8" / 1.90" - 2-3/8"
MODEL: XQ29/1.8

| ROD - TUBING TONG MODEL: XQ29/1.8 | | | | |
|---|---|---|---|---|
| CATALOG Nº. | RANGE | HIGH GEAR | LOW GEAR | WEIGHT |
| XQ29/1.8 | | 517 Ft.Lbs. | 1330 Ft. Lbs. | 230 Lbs. |
| ROD: | 5/8" - 1-1/18" | | | |
| TUBING: | 1.90" - 2-3/8" | | | |
| ACCESSORIES | | | | |
| HYDRAULIC BACKUP | INCLUDED | | | |
| JAWS | INCLUDED FULL SET | | | |
| SPRING HANGER | INCLUDED | | | |
| DOOR INTERLOCK SYSTEM | OPTIONAL | | | |

## TUBING TONG 1.90" - 3-1/2"
MODEL: XQ89/3YC

| TUBING TONG MODEL: XQ89/3YC | | | | |
|---|---|---|---|---|
| CATALOG Nº. | RANGE | HIGH GEAR | LOW GEAR | WEIGHT |
| XQ89/3YC | 1.90" - 3-1/2" | 811 Ft.Lbs. | 2950 Ft. Lbs. | 230 Lbs. |
| ACCESSORIES | | | | |
| HYDRAULIC BACKUP | INCLUDED | | | |
| JAWS | INCLUDED 2-3/8" - 3-1/2" | | | |
| SPRING HANGER | INCLUDED | | | |
| DOOR INTERLOCK SYSTEM | OPTIONAL | | | |

## TUBING TONG 1.66" - 4-1/2"
## MODEL: XQ114/6B

| TUBING TONG, 4-1/12" - MODEL: XQ114/6B | | | | |
|---|---|---|---|---|
| CATALOG. Nº | RANGE | HIGH GEAR | LOW GEAR | WEIGHT |
| XQ114/6YB | 1.66" - 4 ½" | 1100 Ft. Lbs. | 4400 Ft. Lbs. | 485 Lbs. |

| ACCESSORIES | |
|---|---|
| HYDRAULIC BACKUP | INCLUDED |
| TONG JAWS | INCLUDED "2-3/8" - 4-1/2"" |
| BACKUP JAWS | INCLUDED "2-3/8" - 5-9/16"" |
| SPRING HANGER | INCLUDED |
| HYDRAULIC LIFT | OPTIONAL |
| DOOR INTERLOCK SYSTEM | INCLUDED |

## TUBING-DP-CASING-TONG
## 2-3/8" - 5-1/2"
## MODEL: XQ140/12A

| TUBING - DP- CASING TONG, 5-1/2" MODEL: XQ140/12A | | | | |
|---|---|---|---|---|
| CATALOG. Nº | RANGE | HIGH GEAR | LOW GEAR | WEIGHT |
| XQ140/12YA | 2 ⅜" - 5 ½" | 1900 Ft. Lbs. | 8,850 Ft. Lbs. | 1040 Lbs. |

| ACCESSORIES | |
|---|---|
| HYDRAULIC BACKUP | INCLUDED |
| TONG JAWS | INCLUDED "2-3/8" - 5-1/2"" |
| BACKUP JAWS | INCLUDED "2-3/8" - 6-1/8"" |
| SPRING HANGER | INCLUDED |
| HYDRAULIC LIFT | INCLUDED |
| DOOR INTERLOCK SYSTEM | INCLUDED |

# SNUBBING / WORKOVER
# LIGHT WEIGHT HYDRAULIC TONGS

Our ***SNUBBING / WORKOVER*** tubing tongs are powerful, efficient and reliable. The small size and light weight of the tongs makes them ideal for Snubbing and Workover operations.

## SNUBBING / WORKOVER
## TUBING TONG
## MODEL: XQ114-45MA

| MODEL: XQ114-45M | | | |
|---|---|---|---|
| RANGE | HIGH TORQUE | LOW TORQUE | WEIGHT |
| 1.66" - 4-1/2" | 1,100 Ft. Lbs. | 5,400 Ft. Lbs. | 510 Lbs. |
| SYSTEM PSI | RPM HIGH | RPM LOW | WIDTH |
| 1,800 Lbs. | 85 RPM | 20 RPM | 19" |

| ACCESSORIES | |
|---|---|
| HYDRAULIC BACKUP | INCLUDED |
| TONG JAWS | INCLUDED (2-3/8"- 4-1/2") |
| BACKUP JAWS | INCLUDED (2-3/8"- 5-9/16") |
| SPRING HANGER | INCLUDED |
| HYDRAULIC LIFT | OPTIONAL |
| LOAD CELL OPTION | OPTIONAL |
| DOOR INTERLOCK SYSTEM | INCLUDED |

## SNUBBING / WORKOVER
## CASING TUBING TONG
## MODEL: XQ140-55MA

| MODEL: XQ140-55M | | | |
|---|---|---|---|
| RANGE | HIGH TORQUE | LOW TORQUE | WEIGHT |
| 2-3/8"- 5-1/2 | 2,000Ft. Lbs. | 10,000Ft. Lbs. | 1,150 Lbs. |
| SYSTEM PSI | RPM HIGH | RPM LOW | WIDTH |
| 2,000 Lbs. | 70 RPM | 15 RPM | 23" |

| ACCESSORIES | |
|---|---|
| HYDRAULIC BACKUP | INCLUDED |
| TONG JAWS | INCLUDED 2-3/8"- 5-1/2" |
| BACKUP JAWS | INCLUDED 2-3/8"- 6-1/8" |
| SPRING HANGER | INCLUDED |
| HYDRAULIC LIFT | INCLUDED |
| LOAD CELL OPTION | INCLUDED |
| DOOR INTERLOCK SYSTEM | INCLUDED |

## CASING TUBING TONG
RANGE: 2-3/8"-5-1/2"
MAX TORQUE: 25,000 Lbs - Ft
MODEL: KHT-5500A




| MODEL: KHT-5500A | | | |
|---|---|---|---|
| JAW RANGE | HIGH TORQUE | LOW TORQUE | TONG WEIGHT |
| 2-3/8"- 5-1/2" | 25,000 # / Ft. | 3,200 # / Ft. | 1,230 Lbs |
| SYSTEM PSI | RPM HIGH | RPM LOW | WIDTH |
| 2,000 Lbs | 78 RPM | 9.5 RPM | 33.90" |

| ACCESSORIES | |
|---|---|
| HYDRAULIC BACKUP | OPTIONAL |
| DIMENSION & WEIGHT | 33" WIDE; 870 LBS |
| SPRING HANGER | INCLUDED |
| HYDRAULIC LIFT BUCKET | OPTIONAL |
| DOOR INTERLOCK SYSTEM | INCLUDED |

## CASING TUBING TONG
RANGE: 2-3/8" – 7-5/8"
MAX TORQUE: 35,000 Lbs - Ft
MODEL: MA-7625

| MODEL: MA-7625 | | | |
|---|---|---|---|
| JAW RANGE | HIGH GEAR TORQUE | LOW GEAR TORQUE | TONG WEIGHT |
| 2-3/8"- 7-5/8" | 3,022 # / Ft. | 35,376 # / Ft. | 2,486 Lbs |
| SYSTEM PSI | RPM HIGH | RPM LOW | WIDTH |
| 2,300 Lbs. | 38 RPM | 3.3 RPM | 39.37" |

| ACCESSORIES | |
|---|---|
| HYDRAULIC BACKUP | OPTIONAL 2-3/8" – 8-1/2" |
| WEIGHT | 660 LBS |
| SPRING HANGER | INCLUDED |
| HYDRAULIC LIFT BUCKET | OPTIONAL |
| DOOR INTERLOCK SYSTEM | INCLUDED |
| NON-MARKING CHROME GRIP | OPTIONAL |

## CASING TUBING TONG
RANGE: 2-7/8" – 9-5/8"
MAX TORQUE: 27,000 Lbs - Ft
MODEL: KHT-9625



KHT-9625 w / "A" Style BackUp

| MODEL: KHT-9625 | | | |
|---|---|---|---|
| JAW RANGE | HIGH GEAR TORQUE | LOW GEAR TORQUE | TONG WEIGHT |
| 2-7/8"- 9-5/8" | 2,850 # / Ft. | 27,000 # / Ft. | 1,750 Lbs |
| SYSTEM PSI | RPM HIGH | RPM LOW | WIDTH |
| 2,300 Lbs. | 65 RPM | 6 RPM | 31" |

| ACCESSORIES | |
|---|---|
| HYDRAULIC BACKUP | OPTIONAL 2-7/8" - 10-1/2" |
| WEIGHT | 930 LBS |
| SPRING HANGER | INCLUDED |
| HYDRAULIC LIFT BUCKET | OPTIONAL |
| DOOR INTERLOCK SYSTEM | INCLUDED |

## CASING TUBING TONGS
RANGES: 5-1/2" to 20"
MAX TORQUES: 25,000/50,000 Lbs-Ft
MODELS: TQ340-35/50/70/SE 16-25

TQ340-35Y (Optional Backup)

| MODEL: TQ340-35Y | | | |
|---|---|---|---|
| JAW RANGE | HIGH TORQUE | LOW TORQUE | TONG WEIGHT |
| 4-1/2"- 13-3/8" | 3,540 # / Ft. | 25,800 # / Ft. | 1,650 Lbs |
| SYSTEM PSI | RPM HIGH | RPM LOW | WIDTH |
| 2,000 Lbs. | 42 RPM | 6 RPM | 35,5" |

| ACCESSORIES | |
|---|---|
| HYDRAULIC BACK UP | OPTIONAL |
| SPRING HANGER | INCLUDED |
| HYDRAULIC LIFT BUCKET | OPTIONAL |

The "DPRT" series of Drill Pipe Roughneck Tongs are designed for quick and safe making up and breaking out of drill pipe and drill collars. These roughneck tongs are widely used in oil and gas drilling, in land and offshore operations around the world. The "DPRT" roughneck tong is designed, manufactured and tested according to API 7K specifications.

The "M-O-T" - DPRT roughneck comes with the following features:

- The tong is open face, offering easy maneuvering and flexibility while operating.
- Integrated hydraulic torque tong and bucking tong in one single structure eliminates the need for cat head, manual tongs and spinning chains.
- The combined upper and lower tong structure avoids the possibility of bending the drill pipe under high torque application and prevents the pipe from slipping out of the spider or slips.
- With dual hydraulic and pneumatic control systems, the tong enhances safety and ease of operations by combining control during pipe gripping, door opening and closing; also during the push and pull cylinder operation.
- Automatic centering and gripping mechanism guarantees the reliable gripping of new and older joints.
- Fit for frequent and long period of operations, with features that provide safety and save time.
- Push and pull of the tong body is accomplished by the air cylinder action, instead of man power.
- Simple mechanism to control torque and speed. Maximum torque attained on both forward and reverse directions.
- Integrated air clutch allows shifting between high and low speeds with out stopping the tong.
- Integrated hydraulic lifting capabilities for tong height adjustment.

## DRILL PIPE ROUGHNECK TONG
## 3-1/2" - 8-1/2"
## MODEL: DPRT-70/90/100



| DRILL PIPE TONG | | | | |
|---|---|---|---|---|
| MODEL | | DPRT-70 | DPRT-90 | DPRT-100 |
| DRILL PIPE | mm | 127-203 | 127-203 | 127-219 |
| | in | 3½"~8 | 3½"~8 | 3-1/2" 8-1/2" |
| MAX TORQUE | kNm | 100 | 125 | 135 |
| | ft.lbf | 73,750 | 92,200 | 102,000 |
| SPEED (HIGH GEAR) | rpm | 40 | 40 | 36.7 |
| SPEED (LOW GEAR) | rpm | 2.7 | 2.7 | 2.35 |
| AIR PRESSURE | MPa | 0.5-09 | 0.5-09 | 0.5-0.9 |
| | psi | 72.5-130 | 72.5-130 | 72.5-130 |
| PRESSURE RATING | MPa | 16.6 | 20.7 | 20.7 |
| | psi | 2,400 | 3,000 | 3,000 |
| FLOW RATING | L/min | 114 | 114 | 135 |
| | gpm | 30 | 30 | 35.6 |
| SHIFFING DISTANCE | mm | 0-1,500 | 0-1,500 | 0-1,500 |
| | in | 0-59 | 0-59 | 0-59 |
| LIFTING DISTANCE | mm | 0-430 | 0-430 | 0-430 |
| | in | 0-17 | 0-17 | 0-17 |
| SIZE | mm | 1760x1000x1630 | 1760x1080x1630 | 1885x1162x1666 |
| | in | 69x39x64 | 69x42.5x64 | 74.2x45.7x65.9 |
| WEIGHT | Kg | 2,500 | 2,750 | 2,800 |
| | lb | 5,510 | 6,063 | 6,173 |

# MANUAL TONGS
# BJ STYLE

**MANUAL TONGS** are tools used in the makeup and breakout of tubular goods such as production tubing, drill pipe, drill collars and casing.

**MOT** offers BJ STYLE manual tongs that cover all pipe sizes up to 36" and torque ratings of up to 100,000 Ft-Lb. Each tong features a heavy duty design, with heat treated hinge pins and long lasting tong dies. They are designed and manufactured to API 7 K specifications.

**TYPE LF (16,000 FT/ Lbs Torque)**
Type LF Tongs are best suited for water well drilling, seismographic, mining and geothermal rigs. Sizes range from 2 3/8" through 7 1/4" OD. Additional hinge jaws are available to increase the size to 8 5/8" OD.

TYPE LF

| MODEL | LUG JAW No. | LUG JAW SIZE | TORQUE | |
|---|---|---|---|---|
| | | In | kNm | Ft/Lbs |
| LF | No. 1 | 2 3/8" - 3 1/2" | 22 | 16,000 |
| | No. 2 | 3 1/2" - 5" | | |
| | No. 3 | 4 3/4" - 6 1/4" | | |
| | No. 4 | 5 3/4" - 7" | | |

**TYPE C (35,000 FT/ Lbs Torque)**
Type C Tongs are perfect for drill pipe or casing ranging from 2 3/8" to 10 3/4" OD and are most commonly found on smaller drilling rigs.

TYPE C

| LUG JAW No. | SHORT JAW No. | HINGER JAW No. | APPLICABLE PIPE DIAMETER | RATED TORQUE ( Ft/Lbs) |
|---|---|---|---|---|
| | | | In | |
| No. 1 | No. 1 | / | 2 3/8" - 3.668" | 35,500 |
| No. 2 | No. 1 | / | 2 7/8" - 4 1/4" | |
| No. 3 | No. 1 | / | 3 1/2" - 5 1/4" | |
| No. 4 | No. 1 | / | 5-1/2" - 7" | |
| No. 5 | No. 2 | No. 1 | 7" - 8 5/8" | |
| No. 6 | No. 2 | No. 2 | 9 5/8" - 10 3/4" | |

**TYPE B (55,000 FT/Lbs Torque)**
Type B Tong is the most popular size, accommodating pipe or casing from 3 1/2" through 13 3/8" OD.

| TYPE B | | | | |
|---|---|---|---|---|
| MODEL | LUG JAW No. | LUG JAW SIZE | TORQUE | |
| | | In | kNm | Ft/Lbs |
| B | 1 | 3 1/2"- 5" | 75 | 55,000 |
| | 2 | 4 1/4"- 6 3/4" | | |
| | 3 | 6 5/8"- 9" | | |
| | 4 | 9"- 10 3/4" | 55 | 40,000 |
| | 5 | 11 3/4" | | |
| | 6 | 12 3/4"- 13" | 40 | 30,000 |
| | 7 | 13 3/8" | | |

**TYPE DB (65,000 FT/ Lbs Torque)**
A small step up from Type B, Type DB Tongs slightly increase the torque capacity and can handle 3" more (17" OD Max). Type DB and Type SDD are commonly found on larger drilling rigs.

| TYPE DB | | | | |
|---|---|---|---|---|
| MODEL | LUG JAW No. | LUG JAW SIZE | TORQUE | |
| | | In | kNm | Ft/Lbs |
| DB | No.1 | 3 1/2" - 8 1/4" | 90 | 65,000 |
| | No.2 | 8" - 11 1/4" | | |
| | No.3 | 11 3/4" - 14 3/8" | 55 | 40,000 |
| | No.4 | 16" - 17" | | |

**TYPE SDD (100,000 FT/ Lbs Torque)**
With the Type SDD Tongs, the OD capacity is similar to the Type DB, but the Torque Capacity is almost doubled.

| TYPE SDD | | | | |
|---|---|---|---|---|
| MODEL | LUG JAW No. | LUG JAW SIZE | TORQUE | |
| | | In | kNm | Ft/Lbs |
| SDD | No.1 | 4" - 8 1/2" | 135 | 100,000 |
| | No.2 | 8 1/2" - 12" | | |
| | No.3 | 12" - 15" | 100 | 75,000 |
| | No.4 | 15" – 3/4" | 135 | 100,000 |
| | No.5 | 16" - 17" | 80 | 60,000 |

# TUBING CENTER LATCH ELEVATORS (35-TON, 65TON,100-TON, 150TON)

## MODEL : "TA" CENTER LATCH



***TA Center Latch Elevators***, are used for handling collar type tubing.

Manufactured and Certified per API 8C Specifications (API Monogram Stamped).

**When ordering, please specify:**

- OD of tubular (Pipe)
- Type of tubular (drill pipe; casing; tubing)
- Plain or upset
- Ton Load Requirement (35; 65; 100; 150)

| MODEL: "TA" CENTER LATCH | | | | |
|---|---|---|---|---|
| PIPE | TUBING (UPSET / NON UPSET) | | | |
| MODEL | TA | TA | TA | TA |
| MAX LOAD (Tons) | 35 | 65 | 100 | 150 |
| API RANGE | 1.050 | 1.66 | - | - |
| | 1.315 | 1.900 | 2-3/8 | 2-3/8 |
| | 1.660 | 2-3/8 | 2-7/8 | 2-7/8 |
| | 1.900 | 2-7/8 | 3-1/2 | 3-1/2 |
| | 2-3/8 | 3-1/2 | 4 | 4 |
| | 2-7/8 | - | 4-1/2 | 4-1/2 |
| | - | - | - | 5-1/2" to 8-5/8 |

# Y SERIES CENTER LATCH SLIP TYPE ELEVATORS

Type ***MYT*** is a light-weight (195 Lb) elevator for medium wells. It handles all tubing within its range with one set of slips, plus reducing inserts. The MYT has four curved slips that form a circle around the tubing. This assures a uniform grip with minimun marking of pipe.

## TYPE MYT SLIP TUBING ELEVATOR MODEL: MYT- 40 Ton

SPECIFICATIONS: TYPE MYT CENTER LATCH SLIP TUBING ELEVATOR

| PART NAME: | RANGE | PART NO. | WELDLESS LINKS | RATED CAPACITY | WEIGHT DRESSED (APROX.) |
|---|---|---|---|---|---|
| TYPE MYT | 1.315" - 2-7/8" | 29328 | 1-1/4" - 2-3/4" | 40 TON | 195 LBS |

| SIZE | SLIP ASSEMBLY | INSERT | INSERT QTY | SETTING RING |
|---|---|---|---|---|
| 2-7/8" X 1" (1.315") | 29343-7 | 29259 | 8 | 29354 |
| 2-7/8" X 1-1/4" (1.660") | 29343-6 | 29258 | 8 | 29353 |
| 2-7/8" X 1-1/2" (1.900") | 29343-5 | 29257 | 8 | 29352 |
| 2-7/8" X 2.000" | 29343-4 | 29256 | 8 | 29351 |
| 2-7/8" X 2-1/16" | 29343-3 | 29256 | 8 | 29350 |
| 2-7/8" X 2-3/8" | 29343-2 | 29255 | 8 | 29345 |
| 2-7/8" X 2-7/8" | 29343-1 | 24773 | 8 | 29348 |

The ***YT*** is an outstanding combination tool for use with any of the power tubing spiders. It has four slips each contacting 9 inches of pipe length.
The interlocking slips form a circle around the tubing, assuring a uniform grip. Slip inserts are easily replaceable. Only one set of slip body is required to handle all tubing sizes from 1.315 through 2-7/8". A sturdy latch and safety latch-lock combination holds the YT securely in closed position.

## TYPE YT SLIP TUBING ELEVATOR MODEL: YT - 75 TON

SPECIFICATIONS: TYPE YT CENTER LATCH SLIP TUBING ELEVATOR

| PART NAME: | RANGE | PART NO. | WELDLESS LINKS | RATED CAPACITY | WEIGHT DRESSED (APROX.) |
|---|---|---|---|---|---|
| TYPE YT | 1.315" - 3-1/2" | 23105-3 | 2-1/4" - 2-3/4" | 75 TON | 450 LBS |

| SIZE | SLIP ASSEMBLY | INSERT | INSERT QTY | SETTING RING |
|---|---|---|---|---|
| 2-7/8" X 1" (1.315") | 23108-11 | 29259 | 12 | 29001 |
| 2-7/8" X 1-1/4" (1.660") | 23108-10 | 29258 | 12 | 27810 |
| 2-7/8" X 1-1/2" (1.900") | 23108-9 | 29257 | 12 | 27811 |
| 2-7/8" X 2" | 23108-8 | 29256 | 12 | 27821 |
| 2-7/8" X 2-1/16" | 23108-7 | 29256 | 12 | 27812 |
| 2-7/8" X 2-3/8" | 23108-6 | 29255 | 12 | 27694 |
| 2-7/8" X 2-7/8" | 23108-4 | 24773 | 12 | 27695 |
| 3-1/2" X 2-7/8" | 23108-3 | 30358 | 12 | 27695 |
| 3-1/2" X 3-1/2" | 23108-5 | 24774 | 12 | 27813 |

The ***HYT*** is designed to accommodate the widest possible range of tubing. The key is the various combinations possible with three different slip-setting rings, reducing inserts and two sizes of slips.
The HYT handles 2-3/8", 2-7/8" or 3-1/2" OD tubing, with any type of upset and any wall thickness.

## TYPE HYT SLIP
## TUBING ELEVATOR
## MODEL: HYT - 150 Ton

SPECIFICATIONS: TYPE HYT CENTER LATCH SLIP TUBING ELEVATOR

| PART NAME: | RANGE | PART NO. | WELDLESS LINKS | RATED CAPACITY | WEIGHT DRESSED (APROX.) |
|---|---|---|---|---|---|
| TYPE HYT | 2-3/8" - 3-1/2" | 39284 | 2-1/4" - 3-1/2" | 150 TON | 900 LBS |

| SIZE | SLIP ASSEMBLY | INSERT | INSERT QTY | SETTING RING |
|---|---|---|---|---|
| 2-7/8" X 2-3/8" | 39259-4 | 29255 | 16 | 39214-1 |
| 2-7/8" X 2-7/8" | 39259-2 | 24773 | 16 | 39214-2 |
| 3-1/2" X 2-7/8" | 39258-4 | 30358 | 32 | 39214-2 |
| 3-1/2" X 3-1/2" | 39258-2 | 24774 | 32 | 39214-3 |

The ***HYC*** elevator is the newest in the series of Type "Y" series elevators. It provides 200 Ton capacity and can handle from 3-1/2" to 7-3/4" tubing or casing. The full range can be achieved with the use of three sets of slips. All slips provide a full 10-1/2" of insert contact to firmly grip your casing or tubing.
The HYC elevator as with all Type 'Y' series elevators operate with the latch-lock combination for safety.
When your 250 ton elevator/spiders are more than you need, and your 75 ton slip type elevator is not enough, remember the 200 ton HYC elevator.

## TYPE HYC SLIP
## CASING TUBING ELEVATOR
## MODEL: HYC- 200 TON

SPECIFICATIONS: TYPE HYC CASING - TUBING ELEVATOR

| PART NAME: | RANGE | PART NO. | WELDLESS LINKS | RATED CAPACITY | WEIGHT DRESSED (APROX.) |
|---|---|---|---|---|---|
| TYPE HYC | 3-1/2" - 7-3/4" | 55310 | 2-1/4" - 3-1/2" | 200 TON | 1200LBS |

| SIZE | SLIP ASSEMBLY | INSERT | INSERT QTY | SETTING RING | GUIDE PLATE |
|---|---|---|---|---|---|
| 4-1/2" X 3-1/2" | 55509 | 24779 | 24 | 55516 | 26827-1 |
| 4-1/2" X 4" | 55510 | 24781 | 24 | 55517 | 26827 |
| 4-1/2" X 4-1/2" | 55511 | 16408 | 24 | 55518 | 24071-4 |
| 5-1/2" X 5" | 55512 | 24783 | 36 | 55519 | 24071 |
| 5-1/2" X 5-1/2" | 55513 | 16407 | 36 | 55520 | 24701-1 |
| 7" X 6-5/8" | 55514 | 24748 | 48 | 55521 | 24701-3 |
| 7" X 7" | 55515 | 16407 | 48 | 55522 | 24701-2 |
| 7-5/8" X 7-5/8" | 70009 | 16407 | 48 | 70012 | 24701-6 |
| 7-5/8" X 7-3/4" | 70015 | 32477 | 48 | 70014 | 24701-6 |

**SLX Side Door Elevators** are used to hoist casing and drill collars. They should only be used with tubulars having square-shoulder connections or lifting plugs.

The elevator features a simple, reliable door, latch, and safety latch that lock simultaneously when the door is closed. The shielded safety latch protects the mechanism from accidental opening.

To open, simply pull the safety pin, pull the latch handle outward, and swing the elevator halves apart. Both latches are operated by a single handle and automatically re-latch when the elevator door is closed. The lifting ears are strategically placed to prevent picking up the tubular with the elevator inverted.

**SLX Side Door Elevators** are designed for all sizes of casing up to 30 in., with load ratings ranging from 150 tons to 350 tons.



| SLX ELEVATORS | |
|---|---|
| 4-1/2" – 20" | 150 Ton |
| 4-1/2" – 30" | 250 Ton |
| 6-5/8" – 14" | 350 Ton |

SLX SIDE DOOR ELEVATORS SIZES

| SIZE RANGE | FRAME P/N | LOAD RATING |
|---|---|---|
| 4-1/2" - 9" | M31239-XXX | 150 TON |
| 9-5/8" - 10-3/4" | M33950-XXX | 150 TON |
| 11-3/4" - 13-5/8" | M33982-XXX | 150 TON |
| 14" - 16" | M34087-XXX | 150 TON |
| 16" - 20" | M33632-XXX | 150 TON |
| 4-1/2" - 7-3/4" | M41239-XXX | 250 TON |
| 8-5/8" - 10-3/4" | M43950-XXX | 250 TON |
| 11-3/4" - 14" | M43982-XXX | 250 TON |
| 16" - 20" | M43632-XXX | 250 TON |
| 22" - 24-1/2" | M642540-XXX | 250 TON |
| 26" - 30" | M642580-XXX | 250 TON |
| 4-1/2" - 6" | M51239-XXX | 350 TON |
| 6-5/8" - 9-7/8" | M53950-XXX | 350 TON |
| 10-3/4" - 14" | M53982-XXX | 350 TON |

SLX SIDE DOOR ELEVATOR BREAKDOWN

| Range | 6-5/87-8-5/8 | 9-578"-10-3/4" | 11-3/4"-13-3/8" | 16" | 18-578"-20" |
|---|---|---|---|---|---|
| Base Frame | M-31239-XXX | M-33950-XXX | M-33982-XXX | M-34087-XXX | M-33632-XXX |
| Latch | M-31331 | | | M-33634 | |
| Latch Lock | M-31332 | | | M-33635 | |
| Latch Lock Pin | M-29980-4 | | | M-32424-2 | |
| Latch Lock Spring | M-31404 | | | M-33658 | |
| Hinge Pin | M-34611 | M-33953 | M-33985 | M-33646 | |
| Latch Pin | M-32424-3 | | | M-33645 | |
| Latch Spring | M-31383 | | | M-33657 | |
| Roller | M-31407 | | | | |
| Roller Pin | M-31584 | | | | |
| Lock Bar | M-34614 | M-32918 | M-32892 | | |
| Link Block | M-9519 | | | | |
| Link Block Pin | M-8151 | | | | |
| Link Block Bolt | M-8145 | | | | |
| Link Block Nut | M-8150 | | | | |
| Cotter Pin | M-939667-20 | | | | |
| Grease Fitting | M-940308-1 | | | | |

# SINGLE JOINT ELEVATORS
## SJ STYLE

**Purpose:** Single-joint , center-latch elevator designed to replace unsafe rope slings for hoisting collar-type pipe into position to be added to the string. The Type SJ enables the crew to handle pipe properly, help avoid damaged pipe threads and reduce the chances of accident or injury.

**Size Range:** All API sizes of collar-type drill pipe, casing and tubing from 2-3/8" (60.33mm) through 24-1/2" (622.3mm).

**ELEVATOR COMPLETE LESS SWIVEL SUSPENSION ASSEMBLY**

| API SIZE | | FRAME No. | WEIGHT Ea. | |
|---|---|---|---|---|
| In | mm | | lb | Kg |
| 2 3/8" - 3 1/2" | 60.33 - 88.9 | 33010 | | |
| 4" - 5 1/2" | 101.6 - 139.7 | 33039 | 51 | 23.13 |
| 6 5/8" - 7 5/8" | 168. 28 - 193. 68 | 33040 | 69 | 31.30 |
| 8 5/8"- 10 3/4" | 219. 08 - 273.05 | 33041 | 98 | 44.45 |
| 11 3/4"- 13 3/8" | 298.45 - 339.73 | 33042 | 130 | 58.97 |
| 16" - 20" | 406.4 - 508 | 33043 | 213 | 96.62 |
| 21 1/2" - 24 1/2" | 546.1 - 622.3 | 33044 | 283 | 128.37 |

**REPLACEMENT PARTS - TYPE SJ ELEVATOR**

| Nº REQ. | PART. NAME | PART Nº | DIMENIONS | | WEIGHT Ea. | |
|---|---|---|---|---|---|---|
| | | | In | mm | lb - Oz | Kg |
| 1 | HINGE PIN (4" - 13 3/8"/ 101.6 mm - 339.73 mm) | 33032 | 1 X 4 | 25. 4 X 101.6 | 0 - 15 | 0.43 |
| 1 | HINGE PIN (16" - 24 1/2"/ 406.4 mm - 622.3 mm) | 33033 | 1 3/16" X 4 | 30.16 X 101.6 | 1 - 4 | 0.57 |
| 1 | LATCH | 33026 | | | 1 - 12 | 0.79 |
| 1 | LATCH SPRING | 7829-1 | | | 0 - 1 | 0.03 |
| 1 | LATCH PIN | 33035 | | 15.88 X 103.19 | 0 - 6 | 0.17 |
| 1 | LATCH RETAINING PIN ASSY | 34439 | 5/8" X 4 1/16" | | 1 - 0 | 0.45 |
| 1 | SWIVEL SUSPENSION ASSY COMPLETE (OPT) | 34568 | | | 25 - 0 | 11.34 |

## BJ 50 TON SPIDER

### BJ Convertible Tubing Spider – 50 Ton

This versatile tubing spider easily converts between power and manual operation; in power mode, unitized slips are actuated by an air cylinder, and for manual use the air cylinder is replaced with a foot pedal and release lever assembly. It can operate from the rig air system or an auxiliary compressor, with optional guard doors available. Cavins/BJ fine-tooth slip inserts are offered in most sizes to reduce tooth penetration. The 50-ton model handles tubing from 1.315″ to 3-1/2″ OD (33.4–88.9 mm), provides 6″ (152.4 mm) of vertical gripping length to prevent pipe crimping, has a 5-1/2″ (139.7 mm) bowl opening, and is available in air or manually operated configurations

SLIP ASSEMBLIES FOR TYPES 50-A (AIR) AND 50-M (MANUAL) TUBING SPIDERS

| DESCRIPTION | PART NO. | SLIP INSERT NO. | QTY. | WEIGHT EA. | |
|---|---|---|---|---|---|
| | | | | LB | KG |
| 1.315″ (33.40 mm) O.D. Slip Assembly | 29773 | 29259 | 6 | 50 | 23 |
| 1.660″ (42.16 mm) O.D. Slip Assembly | 29772 | 29258 | 6 | 49 | 22 |
| 1.900″ (48.26 mm) O.D. Slip Assembly | 29771 | 29257 | 6 | 48 | 22 |
| 2″- 2-1/16″ (50.8 mm-52.39) O.D. Slip Assembly 29770 | 29770 | 29256 | 6 | 46 | 21 |
| 2-3/8″ (60.33 mm) O.D. Slip Assembly | 29769 | 29255 | 6 | 39 | 18 |
| 2-7/8″ (73.03 mm) O.D. Slip Assembly | 29693 | 24773 | 6 | 38 | 17 |
| 3-1/2″ (88.9 mm) O.D. Slip Assembly | 29692 | 24774 | 12 | 37 | 17 |

*All except 3-1/2″ (88.9 mm) Slip Assembly are made out of 2-7/8″ (973.03 mm) Slip Bodies.

SPECIFICATIONS - FOR 50-TON CONVERTIBLE TUBING SPIDERS TYPES 50-A (AIR) AND 50-M (MANUAL)

| DESCRIPTION | PART NO. | WEIGHT EA. | |
|---|---|---|---|
| | | LB | KG |
| Type 50-A Air-Operated Tubing Spider with Plain Door, Less Slips, Hoses and Control Assembly | 29660 | 173 | 78 |
| Type 50-A Air-Operated Tubing Spider with Guard Door, Less Slips, Hoses and Control Assembly | 29659 | 193 | 87 |
| Type 50-M Manually Operated Tubing Spider with Plain Door, Less Slips | 29662 | 117 | 53 |
| Type 50-M Manually Operated Tubing Spider with Plain Door, Less Slips | 29661 | 137 | 62 |

## Guiberson Type "T-60" Tubing Spider

This tubing spider is a pneumatically operated unit rated at 60 tons, designed for fast, safe, and dependable one-man operation. It easily handles up to 25,000 ft of 2-3/8 in. O.D. tubing, converts quickly from manual to air operation, and accommodates pipe sizes from 1.315 in. to 4-1/2 in. O.D. Its positive-rotation grip ensures automatic alignment, even load distribution, maximum holding power, and instant release, while the guard gate protects slips and linkage and the plain gate design minimizes clearance issues.

| MODEL<br>CAPACITY | T-60<br>60000 LBS (5431 KG) | WEIGHT<br>LBS (KG) |
|---|---|---|
| Tubing Spider Assembly | 50684 (w/o slip)<br>67580 (w/ 2-7/8" slip)<br>62458 (w/ 3-1/2" slip) | 155 (70)<br>190 (86)<br>191(87) |
| Slip Body Assembly, 2-7/8" Nominal | 62461 | 35 (15.9) |
| Slip Insert Set, 2-7/8" Nominal<br>1.050" (26.7 mm) Tubing<br>1.315" (33.4 mm) Tubing<br>1.660" (42.1 mm) Tubing<br>1.900" (48.2 mm) Tubing<br>2.060" (52.3 mm) Tubing<br>2-3/8" (60.3 mm) Tubing<br>2-7/8" (73.0 mm) Tubing | <br>62473<br>62474<br>62475<br>62476<br>62478<br>42586-18<br>42587-18 | <br>17 (7.71)<br>14 (6.35)<br>12 (5.44)<br>11 (5.00)<br>10 (4.54)<br>9 (4.08)<br>7 (3.18) |
| Slip Body Assembly, 3-1/2" Nominal | 62462 | 36 (16.3) |
| Slip Inserts Set, 3-1/2' Nominal<br>1.315" (33.4 mm) Tubing<br>1.660" (42.1 mm) Tubing<br>1.900" (48.2 mm) Tubing<br>2.060* (52.3 mm) Tubing<br>2-3/8" (60.3 mm) Tubing<br>2-7/8" (73.0 mm) Tubing<br>3-1/2" (88.9 mm) Tubing | <br>N/A<br>N/A<br>N/A<br>N/A<br>N/A<br>N/A<br>42588-18 | <br>21 (9.53)<br>17 (7.71)<br>16 (7.26)<br>14 (6.35)<br>12 (5.44)<br>11 (5.00)<br>9 (4.08) |
| Slip Body Assembly, 4" Nominal<br>Slip Body Assembly, 4-1/2" Nominal | 49933 (INTEGRAL)<br>34989 (INTEGRAL) | 50 (22.7)<br>45 (20.4) |
| Slip Insert Set, 4-1/2" Nominal<br>3-1/2" (88.9 mm) Tubing<br>4" (101.6 mm) Tubing | <br>N/A<br>N/A<br>N/A | <br>24 (10.89)<br>18 (8.16)<br>9 (4.08) |

## Baash-Ross Style TS-100 Tubing Spiders

Are manual tubing spiders designed for handling drill collars, casing, tubing, and slick pipe in single-string applications. The spider body and slips are manufactured from high-quality, heat-treated alloy steel to ensure strength and durability, while the lightweight bowl and slips allow for easy handling. The TS-100 is manually operated and offered with either a 3-1/2" or 5-1/2" bowl. Its hinged body design enables the operator to move the spider off the string, allowing large objects to pass safely and efficiently.

| MODEL<br>CAPACITY | T-100<br>200000 LBS (100000 KG) | WEIGHT<br>LBS (KG) |
|---|---|---|
| Tubing Spider Assembly without Slips<br>3-1/2" Bowl<br>5-1/2" Bowl | <br>7502-100<br>7502-103 | <br>195 (88)<br>245 (111) |
| Slip Body Assembly, 3-1/2" Nominal | 7502-104 | 52 (23.6) |
| Slip Insert, 3-1/2" Nominal 1.050" (26.7 mm)<br>1.050" (26.7 mm) Tubing<br>1.315" (33.4 mm) Tubing<br>1.660" (42.1 mm) Tubing<br>1.900" (48.2 mm) Tubing<br>2.060" (52.3 mm) Tubing<br>2-3/8" (60.3 mm) Tubing<br>2-7/8" (73.0 mm) Tubing<br>3-1/2" (88.9 mm) Tubing | (9 Each Required)<br>7502-A-5077<br>7502-A-5076<br>7502-A-5075<br>7502-A-5074<br>7502-A-5072<br>7502-A-5071<br>7502-A-5070<br>7502-A-5069 | <br>2.7 (1.22)<br>2.3 (1.04)<br>1.8 (0.82)<br>1.7 (0.77)<br>1.6 (0.73)<br>1.4 (0.64)<br>1.1 (0.50)<br>0.7 (0.32) |
| Slip Body Assembly, 5-1/2" Nominal | 7502-70 | 68 (30.8) |
| Slip Insert, 5-1/2" Nominal<br>3-1/2" (88.9 mm) Tubing<br>4" (101.6 mm) Tubing<br>4-1/2" (114.3 mm) Tubing<br>5" (127.0 mm) Tubing<br>5-1/2" (139.7 mm) Tubing | (12 Each Required)<br>7502-F-26<br>7502-G-26<br>7502-C-26<br>7502-D-26<br>7502-A-26 | <br>2.6 (1.18)<br>2.0 (0.90)<br>1.8 (0.82)<br>1.4 (0.64)<br>1.0 (0.45) |

# MODEL "C" & "CHD" TUBING SPIDERS

***MOT*** Tubing Spiders are pneumatic or hydraulic spiders with slips that handle tubing sizes from 1.315" to 5-1/2".

These slips are operated by a remote foot valve connected to the slip by a set of hoses, eiliminating the need for lifting and setting the slips manually while tripping the string.

They are available in 83 Ton and 125 Ton versions. MOT's style tubing spiders operate using full circle wrap around inserts to prevent damage to the tubing. Construction is of high quality alloy steel that provides durability.

## MODEL: "C" - 83 Ton

## MODEL: "CHD" - 125 Ton

| TUBING SPIDERS | | |
|---|---|---|
| MODEL | TYPE C (83 TON) | TYPE CHD (125TON) |
| CAPACITY Lbs / (Kg) | 165,000 (74,850) | 250,000 (113,400) |
| WEIGHT w/ Slips Lbs / (Kg) | 430 (195) | 480 (218) |
| HEIGHT | 16 1/2" | 16 1/2" |
| BASE DIMENSION | 16 1/2" X 18 1/2" | 16 1/2" X 18 1/2" |
| GATE OPENING | 5 3/4" | 5 3/4" |
| BOWL OPENING | 6 1/2" DIAMETER | 6 1/2" DIAMETER |
| TUBULAR RANGE | 1.315 - 5 1/2" | 1.315 - 5 1/2" |
| SPIDER ASSEMBLY (LESS SLIPS)<br>PNEUMATIC<br>HYDRAULIC<br>HYDRAULIC / INVERTED / SNUBBING | <br>65000-100<br>65000H-100<br>N/A | <br>650000HD-100<br>650000HDH-100<br>65000HDHSI-100 |
| SLIP BODY, 3-1/2", SIDE LOAD<br>SLIP BODY, 3-1/2", TOP LOAD<br>SLIP BODY, 4-1/2", SIDE LOAD | 65622-100<br>65622TL-100<br>65623-100 | |
| INTEGRAL SLIPS BODY<br>4-3/4" (120.7 mm) TUBING<br>5" (127.0 mm) TUBING<br>5-1/2" (139.7 mm) TUBING | <br>65624-4.75<br>65624-1<br>65624-2 | <br>55 Lb (25 Kg)<br>50 LB (22.7 Kg)<br>45 Lb (20.4 Kg) |

# ROTARY SLIPS
# SD STYLE

***SDS, SDML, and SDXL Rotary Slips*** are for use in API standard insert bowls. Featuring better contact and distribution of load on drill pipe thru a superior wraparound configuration and unique insert design, these slips prevent bottlenecking and gouging damage. The buttress design of the body segments provides great strength while minimizing weight for ease of handling.

Varco style rotary slips provide long and trouble-free service under the most severe conditions. Inserts are held securely in dovetail slots. Inserts are changed by removing the nuts, bolts, and retainers at the top of the slots.

## SDS- Short Rotary Slips & SDS Inserts

| Slip Body Size (in.) | | 3-1/2 | | | 4-1/2 | | |
|---|---|---|---|---|---|---|---|
| Pipe Sizes (in.) | | 2-3/8 | 2-7/8 | 3-1/2 | 3-1/2 | 4 | 4-1/2 |
| P/N: Slip W/inserts | | 3901 | 3903 | 3905 | 3907 | 3909 | 3911 |
| Wt: Slip W/Insert lbs (kg | | 134 (61) | 128 (58) | 124 (56) | 162 (73) | 155 (70) | 146 (66) |
| Insert Set | P/N<br>Wt-lbs (kg)<br>Qty | 2160-24<br>21 (9.5)<br>24 | 2161-24<br>16 (7)<br>24 | 2162-24<br>10 (4.5)<br>24 | 2163-36<br>32 (14.5)<br>36 | 2164-36<br>25 (11)<br>36 | 2165-36<br>16 (7)<br>36 |

## SDML- Medium Rotary Slips & SDML Inserts

| Slip Body Size (in.) | | 3-1/2 | | | 4-1/2 | | | 5 | | | 5-1/2 | | |
|---|---|---|---|---|---|---|---|---|---|---|---|---|---|
| Pipe Sizes (in.) | | 2-3/8 | 2-7/8 | 3-1/2 | 3-1/2 | 4 | 4-1/2 | 4 | 4-1/2 | 5 | 4-1/2 | 5 | 5-1/2 |
| P/N: Slip W/inserts | | 15524 | 15523 | 15522 | 15563 | 15564 | 15565 | 15567 | 15568 | 15569 | 15571 | 15572 | 15573 |
| Wt: Slip W/Insert lbs (kg | | 193 (87.5) | 188 (85) | 180 (81.5) | 207 (94) | 199 (90) | 188 (85) | 204 (92.5) | 196 (89) | 185 (84) | 200 (91) | 192 (87) | 181 (82) |
| Insert Set | P/N<br>Wt-lbs (kg)<br>Qty | 2160-30<br>26 (12)<br>30 | 2161-30<br>21 (9.5)<br>30 | 2162-30<br>13 (6)<br>30 | 2163-45<br>39 (17.5)<br>45 | 2164-45<br>31 (14)<br>45 | 2165-45<br>20 (9)<br>45 | 2168-45<br>39 (17.5)<br>45 | 2166-45<br>31 (14)<br>45 | 2167-45<br>20 (9)<br>45 | 2168-45<br>39 (17.5)<br>45 | 2169-45<br>31 (14)<br>45 | 2170-45<br>20 (9)<br>45 |

## SDXL- Extra Long Rotary Slips & SDXL Inserts

| Slip Body Size (in.) | | 4-1/2 | | | 5 | | | 5-1/2 | | |
|---|---|---|---|---|---|---|---|---|---|---|
| Pipe Sizes (in.) | | 3-1/2 | 4 | 4-1/2 | 4 | 4-1/2 | 5 | 4-1/2 | 5 | 5-1/2 |
| P/N: Slip W/inserts | | 15515 | 15514 | 15513 | 15518 | 15517 | 15516 | 15521 | 15520 | 15519 |
| Wt: Slip W/Insert lbs (kg | | 229 (104) | 219 (99) | 205 (93) | 237 (107.5) | 227 (103) | 213 (96.5) | 234 (106) | 224 (101.5) | 210 (95) |
| Insert Set | P/N<br>Wt-lbs (kg)<br>Qty | 2163-54<br>47 (21)<br>54 | 2164-54<br>37 (17)<br>54 | 2165-54<br>23 (10.5)<br>54 | 2168-54<br>47 (21)<br>54 | 2166-54<br>37 (17)<br>54 | 2167-54<br>23 (10.5)<br>54 | 2168-54<br>47 (21)<br>54 | 2169-54<br>37 (17)<br>54 | 2170-54<br>23 (10.5)<br>54 |

# CASING SLIPS
# "CMS-XL / CP-S"

## CMS-XL - Extra-Long Multi-Segment Casing Slips

Today's deeper drilling calls for long and heavy casing strings. Varco has slips to handle any casing job.

**MOT CMS-XL** slips are manufactured from drop forgings, reinforced to take severe service. The self centering full wraparound grip prevents damage to casing. With certain simple adjustments, the CMS-XL can accommodate casing from 6-5/8 to 30 inches OD. All Varco slips have an API taper of 4 in./ft on the diameter.

| Casing OD (in.) | 6-5/8 | 7 | 7-5/8 | 8-5/8 | 9-5/8* | 10-3/4* | 11-3/4* | 13-3/8* | 16* | 18-5/8* | 20* | 24* | 26* | 30* |
|---|---|---|---|---|---|---|---|---|---|---|---|---|---|---|
| P/N Slip complete | 5315 | 5301 | 5303 | 5305 | 5307 | 5309 | 5311 | 5313 | 5325 | 5333 | 5329 | 5331 | 5346 | 5342 |
| Weight, complete | | | | | | | | | | | | | | |
| lbs | 154 | 160 | 166 | 181 | 192 | 209 | 260 | 247 | 308 | 367 | 383 | 443 | 486 | 546 |
| (kg) | (70.0) | (73) | (75) | (82) | (87) | (95) | (118) | (112) | (140) | (166.5) | (174) | (201) | (220.5) | (247.5) |
| Total Segments | 12 | 12 | 12 | 13 | 14 | 15 | 17 | 18 | 21 | 25 | 26 | 30 | 33 | 37 |
| Total Hinge Pins | 11 | 11 | 11 | 12 | 13 | 14 | 16 | 17 | 20 | 24 | 25 | 29 | 32 | 36 |

***This size is furnished with four handles**

### CMS-XL Part List

| DESCRIPTION | PART. N° | WEIGHT lbs (kg) |
|---|---|---|
| Segment—Right End | 5320 | 12 (5.5) |
| Segment —Left End | 5321 | 12 (5.5) |
| Segment—Intermediate | 5322 | 12 (5.5) |
| Hinge Pin with Cotter Pin | 2525 | .6 (0.3) |
| Handle Pin w/Wshr & Cotter Pin | 3769 | .5 (0.2) |
| Handle, Right & Left Segment | 3765 | 3.5 (1.5) |
| Handle, Intermediate Segment | 3766 | 4(2) |
| Retaining Screw w/Lockwasher | 3748 | .3 (0.14) |
| Retaining Cotter Pin | 71936 | — |

### CP-S Conductor Pipe Slip

| Pipe OD (In.) | 24 | 26 | 30 |
|---|---|---|---|
| P/N Slip complete | 5338 | 5344 | 5340 |
| Weight Complete | | | |
| lbs (kg) | 276 (125) | 296 (134) | 319 (145) |
| Total Segments | 13 | 14 | 16 |
| Total Hinge Spacers | 12 | 13 | 15 |

**All CP-S slips are furnished with four handles. All parts except Hinge Spacer Block, P/N: 11944, are interchangeable with CMS-XL Slips.**

### Circular Buttons for CMS-XL & CP-S

| Slip Set | Casing OD (In.) | Circular Buttons | | |
|---|---|---|---|---|
| | | Part No | Weight Lbs (kg) | Qty |
| CMS-XL | 6-5/8 | 2628-144 | 36 (16) | 144 |
| | 7 | 2619-144 | 36 (16) | 144 |
| | 7-5/8 | 2630-144 | 24(11) | 144 |
| | 8-5/8 | 2630-156 | 26 (12) | 156 |
| | 9-5/8 | 2630-168 | 28 (13) | 168 |
| | 10-3/4 | 2630-180 | 30 (14) | 180 |
| | 11-3/4 | 2627-204 | 51 (23) | 204 |
| | 13-3/8 | 2630-216 | 36 (16) | 216 |
| | 16 | 2631-252 | 43 (19.5) | 252 |
| | 18-5/8 | 2626-300 | 60 (27) | 300 |
| | 20 | 2631-312 | 52 (23.3) | 312 |
| | 24 | 2631-360 | 60 (27) | 360 |
| | 26 | 2631-396 | 64 (29) | 396 |
| | 30 | 2631-444 | 72 (32.5) | 444 |
| CPS | 24 | 2631-156 | 26 (12) | 156 |
| | 26 | 2631-168 | 28 (13) | 168 |
| | 30 | 2631-192 | 32 (14.5) | 192 |

# DRILL COLLAR SLIPS
# DCS STYLE

## DCS Drill Collar Slips

MOT drill collar slips provide superior holding power. Each slip segment is a rugged drop forging, with an extra long back to provide maximum support to the circular button gripping elements. Full wraparound design and circular buttons assure positive holding and slip setting. Drill collar slips are flat on top to accommodate the MP Clamp. All Varco slips have an API taper of 4 in./ft on the diameter.

## DCS- Multi Segment Drill Collar Slips

| Slip Type | DCS-S | | DCS-R | | DCS-L | | | | | |
|---|---|---|---|---|---|---|---|---|---|---|
| Drill Collar OD (in.) | 3 - 4 | 4 - 4-7/8 | 4-1/2 - 6 | 5-1/2 - 7 | 6-3/4 - 8-1/4 | 8 - 9-1/2 | 8-1/2 - 10 | 9-1/4 - 11-1/4* | 11 - 12-3/4* | 12 - 14* |
| P/N, Slip complete | 2572 | 2573 | 2552 | 2550 | 2503 | 2507 | 2530 | 2508 | 2534 | 2636 |
| Weight, complete lbs (kg) | 112 (51) | 103 (47) | 120 (54) | 112 (51) | 154 (70) | 173 (78) | 185 (84) | 198 (90) | 213 (96.5) | 207 (94) |
| Total Segments | 7 | 7 | 9 | 9 | 11 | 12 | 13 | 14 | 17 | 17 |
| Total Hinge Pins | 6 | 6 | 8 | 8 | 10 | 11 | 12 | 13 | 16 | 16 |
| Use in Insert Bowl | No. 3 Regular or Extended | | | | | No.3 Ext. | No. 2 | | No. 1 | |

***This size is furnished with four handles**

## Circular Buttons for DCS Slips

| Circular Buttons | | | | |
|---|---|---|---|---|
| Slip Set | Drill Collar OD (in.) | P/N | Weight lbs (kg) | Qty |
| DCS-S | 3-4 | 2628 - 49 | 13 (6) | 49 |
| | 4 - 4-7/8 | 2620 - 49 | 8 (3.5) | 49 |
| DCS-R | 4-1/2 - 6 | 2628 - 63 | 16 (7) | 63 |
| | 5-1/2 - 7 | 2620 - 63 | 11 (5) | 63 |
| DCS-L | 5-1/2 - 7 | 2513 - 88 | 22 (10) | 88 |
| | 6-3/4 - 8-1/4 | 2630 - 88 | 15 (7) | 88 |
| | 8 - 9-1/2 | 2630 - 96 | 16 (7) | 96 |
| | 8-1/2 - 10 | 2627 - 104 | 26 (12) | 104 |
| | 9-1/4 - 11-1/4 | 2630 - 112 | 19 (8.5) | 112 |
| | 11 - 12-3/4 | 2625 - 136 | 13(6) | 136 |
| | 12 - 14 | 2630 - 136 | 16(7) | 136 |

## Part List

| Slip Type | DCS-S | | DCS-R | | DCS-L | |
|---|---|---|---|---|---|---|
| Description | P/N | Weight lbs (kg) | P/N | Weight lbs (kg) | P/N | Weight lbs (kg) |
| Segment—Right End | 2568 | 11 (5) | 2554 | 10 (4.5) | 2510 | 12 (5.5) |
| Segment—Left End | 2569 | 11 (5) | 2555 | 10 (4.5) | 2511 | 12 (5.5) |
| Segment —Intermediate | 2570 | 11 (5) | 2556 | 10 (4.5) | 2512 | 12(5.5) |
| Hinge Pin w/Cotter Pin | 2525 | .5 (0.2) | 2525 | .5 (0.2) | 2520 | .7 (0.3) |
| Handle Pin w/Washer & Cotter Pin | 3769 | .5 (0.2) | 3769 | .5 (0.2) | 3769 | .5 (0.2) |
| Handle- Right & Left End Segment | 3765 | 3.5 (1.5) | 3765 | 3.5 (1.5) | 3765 | 3.5 (1.5) |
| Handle for Intermediate Segments | 3766 | 4 (2) | 3766 | 4 (2) | 3766 | 4(2) |
| Retaining Cotter Pin | 71936 | — | 71936 | | 71936 | |

## API BOWLS
## 8-5/8" (100 TON) & 10-3/4" (100 TON / 150 TON)

MOT offers API-certified Bowls engineered for safe, reliable tubular handling.

**ALL SIZES COME IN 4" TAPER!**

| API BOWLS | |
|---|---|
| PART NUMBER | DESCRIPTION |
| MJ-17-850 | 8-5/8* 100 TON API BOWL |
| MJ-17-85010 | 10-3/4* 100 TON API BOWL |
| MJ-17-85010150 | 10-3/4* 150 TON API BOWL |

## INSERT BOWLS
## #1, #2 & #3

MOT offers AP-certified Insert Bowls engineered to accommodate sizes up to 13-3/8"

INSERT BOWL #1
11-3/4" - 13-3/8"

INSERT BOWL #2
9-5/8" - 10-3/4"

INSERT BOWL #3
2-3/8" - 8-5/8"

| | | | |
|---|---|---|---|
| 34-101 | INSERT BOWL NO. 1 FOR 13 3/8" - 11 3/4" CASING (23" - 27 1/2" Master Bushings) | 1903 | 326 |
| 34-102 | INSERT BOWL NO. 2 FOR 10 3/4" - 9 5/8" CASING (23" - 27" Master Bushings) | 1904 | 460 |
| 34-103 | INSERT BOWL NO. 3 FOR 8 5/8" & SMALLER (23" - 27 1/2" Master Bushings) | 1810 | 664 |
| 34-301 | INSERT BOWL NO. 1 FOR 13 3/8" - 11 3/4" CASING (37 1/2" - 49 1/2" Master Bushings) | 6610 | 335 |
| 34-302 | INSERT BOWL NO. 2 FOR 10 3/4" - 9 5/8" CASING (37 1/2" - 49 1/2" Master Bushings) | 6609 | 470 |
| 34-303 | INSERT BOWL NO. 3 FOR 8 5/8" & SMALLER (37 1/2" - 49 1/2" Master Bushings) | 6608 | 625 |

# SUCKER ROD ELEVATORS

***MOT&S Sucker Rod Elevators***, are manufactured from heat-treated alloy steel for maximum strength and durability. All of our models are manufactured to the highest standards of quality and under API specifications.

We offer both Solid Body and Plate Type rod elevators. Plate type elevators have the advantage of offering interchangeable heat treated steel plates for different rod sizes that can be replaced when worn to the limit.

- **Size Ranges covered:** 5/8" - 1-1/2".
- **Rated capacity:** 25 Tons.
- **Types Offered:** Solid Body & Plate Type.
- **API Certified & Monogramed**

## MODEL "SB" SOLID TYPE

| SUCKER ROD ELEVATORS SOLID TYPE, MODEL "SB" | | | |
|---|---|---|---|
| CATALOG. Nº | ROD SIZE | WEIGHT | RATE LOAD |
| SB-104 | 5/8", 3/4" | 32 lbs. | 25 tons |
| SB-105 | 3/4", 7/8" | 32 lbs. | 25 tons |
| SB-106 | 1" | 32 lbs. | 25 tons |
| SB-107 | 1-1/8" | 32 lbs. | 25 tons |
| REPAIR KITS | | | |
| RKSB104 107 | Repair Kit F/Sucker Rod Elevator "SB", 5/8"-1-1/8" | | |

## MODEL "PT" PLATE TYPE

| SUCKER ROD ELEVATORS PLATE TYPE, MODEL "PT" | | | |
|---|---|---|---|
| CATALOG. Nº | ROD SIZE | WEIGHT | RATE LOAD |
| PT-106A | Body Only (5/8" - 1") | 32 lbs. | 25 tons |
| PT-106B | Body Only (1-1/8" - 1-1/4") | 32 lbs. | 25 tons |
| PT-106C | Body Only (1-1/2") | 32 lbs. | 25 tons |
| PLATE INSERT | | | |
| CATALOG. Nº | ROD SIZE | WEIGHT | RATE LOAD |
| P-65 | 5/8", 3/4" | 8 onz. | n/a |
| P-76 | 3/4", 7/8" | 8 onz. | n/a |
| P-80 | 1" | 8 onz. | n/a |
| P-88 | 1-1/8" | 8 onz. | n/a |
| P-113 | 1-1/4" | 8 onz. | n/a |
| P-115 | 1-1/2" | 8 onz. | n/a |
| REPAIR KITS | | | |
| RKPT106 | Repair Kit F/Sucker Rod Elevator "PT", 5/8" - 1-1-/2" (Less Plate Inserts) | | |

## SUCKER ROD HOOK
## MODEL: RH-25S

| SUCKER ROD HOOKS | | | |
|---|---|---|---|
| MODEL | RATED CAPACITY (u.s tons) | LENGTH (in./mm) | WEIGHT (lbs./kg) |
| RH-25S | 25 | 20 / 494 | 48 / 22 |
| RH-35 | 35 | 38 / 960 | 119 / 54 |
| **REPAIR KITS** | | | |
| RH-25SRK | 25 Ton Repair Kit Includes: 1 Spring Housing, 1 Latch, 1 Lever, 1 Lever Pin, 1 Latch Pin, 1 Spring | | 11 / 5 |
| RH-35RK | 35 Ton Repair Kit (Includes: 1 Latch, 1 Latch Handle, 1 Latch Spring, 2 Roll Pins, 1 Comp. Spring, 1 Clevis Pin | | 22 / 10 |

## SUCKER ROD HOOK
## MODEL: RH-35

### MOT&S Sucker Rod Hooks

Are designed and manufactured according to API Spec 8A/8C Specifications for Drilling and Well Servicing hoisting equipment. They are suitable for all depths and operating conditions.

### FEATURES:

- Designed for 25 Ton and 35 Ton load ratings.
- Choice of Short and Long Models.
- Special design snap-in latch mechanism permits elevator bail to hook in without operator releasing latch, and held secure until released.

| SUCKER ROD WRENCH | | | |
|---|---|---|---|
| CATALOG P/N: | SIZE OF SQUARE | SIZE OF ROD | LENTH |
| M-QA1-16 | 7/8" | 5/8" | 16" |
| M-QA1-19 | 7/8" | 5/8" | 19" |
| M-QA2-16 | 1" | 3/4",7/8" | 16" |
| M-QA2-19 | 1" | 3/4", 7/8" | 19" |
| M-QA2-19R | 1-1/8" | 3/4", 7/8" | 19" |
| M-QA4-19 | 1-5/16" | 1" | 19" |
| M-QA4-24 | 1-5/16" | 1" | 24" |
| M-QA5-19 | 1-1/2" | 1-1/8" | 19" |
| M-QA5-24 | 1-1/2" | 1-1/8" | 24" |

## Sucker Rod Wrenches

Our Sucker Rod Wrenches are made of high-quality alloy steel, which boasts the advantage of hardness and abrasion resistance.

## FEATURES:

- Smooth "snap-up" hammer-action to quickly break the toughest sucker rod or rod coupling joint.
- Balanced design that reduces fatigue of users.

## TYPE "T"

***TYPE "T" Safety Clamps***

The **Type "T"** Safety Clamp is designed for small diameter pipe 1-1/8" thru 4-1/2" OD. Each link changes the effective working range approximately 1" in diameter.
For sizes larger than 4-1/2" OD, the Type "C" Safety Clamp should be used.

## TYPE "C"

***TYPE "C" Safety Clamps***
***For Drill Strings and Casing***

Designed for larger diameter pipe 3-3/4" thru 15-5/8".

**Simple to Use**

- To help guard against dropping flush-joint or streamlined tools through the table, wrap the Safety Clamp around the pipe, drop in the pin and tighten with the wrench.
- A "Slip and Elevator" combination can be rigged up by using a line fastened to the Lifting Clevises and looped through the hook.

**TYPE "T" STYLE SAFETY CLAMP**

| T STYLE SAFETY CLAMP | RANGE |
|---|---|
| M-7624-5044 | 1-1/8" - 2" |
| M-7624-5045 | 2-1/8" - 3-1/4" |
| M-7624-5046 | 3-1/4" - 4-1/2" |

**TYPE "C" STYLE SAFETY CLAMP**

| PART NUMBER | RANGE |
|---|---|
| M-7624-5007 | 3-3/4" - 4-5/8" |
| M-7624-5008 | 4-1/2" - 5-5/8" |
| M-7624-5009 | 5-1/2" - 6-5/8" |
| M-7624-5010 | 6-1/2" - 7-5/8" |
| M-7624-5011 | 7-1/2" - 8-5/8" |
| M-7624-5012 | 8-1/2" - 9-5/8" |
| M-7624-5013 | 9-1/2" - 10-5/8" |
| M-7624-5014 | 10-1/2" - 11-5/8" |
| M-7624-5015 | 11-1/2" - 12-5/8" |
| M-7624-5016 | 12-1/2" - 13-5/8" |
| M-7624-5017 | 13-1/2" - 14-5/8" |
| M-7624-5018 | 14-1/2" - 15-5/8" |

**TYPE "C & T" SAFETY CLAMP PARTS**

| DESCRIPTION | TYPE C PARTS | TYPE T PARTS |
|---|---|---|
| Link Assembly Complete | M-7624-A-7 | M-7624-B-7 |
| Intermediate Link | M-7624-A-1 | M-7624-A-18 |
| Slip w/ Cotter Pin | M-7624-A-4 | M-7624-A-21 |
| Slip Spring | M-7624-E-5 | M-7624-B-21 |
| Link Pin w/ Cotter Pin | M-7624-C-5 | |
| End Link (Screw Side) | M-7624-A-3 | M-7624-A-20 |
| End Link (Pivot Block Side) | M-7624-A-24 | M-7624-A-19 |
| End Link Pin w/ Chain | M-7624-F-5 | |
| Screw | M-7624-A-5 | |
| Nut | M-7624-B-5 | |
| Wrench | M-7624-A-25 | |
| Pivot Block | M-7624-A-5000 | |
| Pivot Block Pin | M-7624-D-5 | |
| Handle | M-7624-A-6 | M-7624-A-22 |
| Handle Link Pin w/ Cotter | M-7624-G-5 | |
| Safety Clamp Box | M-7624-A-36 | M-7624-A-9 |

## TYPE "MP"

***TYPE "MP" Safety Clamps***
***Multipurpose Safety Clamp***

The **Type "MP"** Safety Clamp is designed for production tubing and larger diameter pipe 2-3/8"" thru 19-3/8" OD.
The tool you need for safest handling of flush joint pipe and drill collars.
The **"MP"** Clamp can act as a shoulder elevator, if needed, or fitted with lifting eye to handle large diameter pipe.
This versatile tool can also be inverted and fitted with holddown lugs for use in all types of snubbing operations.
For maximum durability and long life in the field, interchangeable handles, lifting eyes and holddown lugs are forged, heat treated steel.

**TYPE "MP" STYLE SAFETY CLAMP**

| STYLE | SIZE RANGE | PART NUMBER |
|---|---|---|
| MP-S | 2-7/8" - 4-1/8" | M-33030 |
| | 4" - 5" | M-33031 |
| MP-R | 4-1/2"- 5-5/8" | M-33011 |
| | 5-1/2" - 7" | M-33012 |
| | 6-3/4" - 8-1/4" | M-33013 |
| | 8" - 9-1/4" | M-33014 |
| | 9-1/4" - 10-1/2" | M-33015 |
| MP-M | 10-1/2" - 11-1/2" | M-33016 |
| | 11-1/2" - 12-1/2" | M-33017 |
| | 12-1/2" - 13-5/8" | M-33018 |
| | 13-5/8" - 14-3/4" | M-33019 |
| | 14-3/4" - 15-7/8" | M-33020 |
| MP-L | 15-7/8" - 17" | M-33021 |
| | 17" - 18-1/2" | M-33022 |
| | 18-1/8" - 19-3/8" | M-33023 |
| MP-XL | 19-3/8" - 20-3/8" | M-33024 |
| | 20-3/8" - 21-1/2" | M-33025 |
| | 21" - 22-5/8" | M-33032 |
| | 22-5/8" - 23-3/4" | M-33033 |
| | 23-3/4" - 24-7/8" | M-33034 |
| | 24-7/8" - 26" | M-33035 |
| | 26" - 27-1/8" | M-33036 |
| | 29-3/8" - 30-1/2" | M-33039 |

**TYPE "MP" SAFETY CLAMP PARTS**

| PART NUMBER | DESCRIPTION |
|---|---|
| M-3335 | Link Assembly Complete (S Only) |
| M-3319 | Link Assembly Complete (R, M & L) |
| M-3306 | Link w/ Cotter Pin |
| M-3307 | Pin w/ Cotter Pin |
| M-3325 | Die Carrier Assembly (S Only) |
| M-3324 | Die Carrier Assembly (R, M & L) |
| M-3309 | Die Carrier |
| M-3311 | Spring |
| M-51604-18 | Roll Pin |
| M-51405-28 | Cotter Pin |
| M-3318 | Side Link Bar |
| M-3304 | Link Latch (S, R, M & L) |
| M-3321 | Link Latch (XL Only) |
| M-3308 | Screw Pin w/ Cotter Pin |
| M-3315 | Screw Pin Bushing |
| M-51405-10 | Cotter Pin |
| M-3302 | Screw |
| M-2714 | Thrust Washer |
| M-3303 | Makeup Nut |
| M-3305 | Handle |
| M-3320 | Wrench |
| M-3331 | Box |



Safety Flex Handles

Flex handlles allow safer and much easier handling and operation of manual rotary slips. MOT offers a wide selection of safety flex handles to fit your needs.

MOT Flex Handles fit the slip universally, the same hadle is used for right, center and left.

| FLEX HANDLES | |
|---|---|
| CATALOG. Nº | SLIP TYPE |
| 3088V | Varco SD, DC and CMSXL Flex Handle |
| 3088WB | Wooley B Flex Handle |
| 3088WA | Wooley A and C-1 Flex Handle |
| 3088UC | UC Flex Handle |
| 3088DU | DU Flex Handle* |

*The DU center handle is different. When not ordering a complete set it must be specified wether left, right or center is required.

Drill Collar Slip with Flex Handles

Rotary Slip with Flex Handles

# SAFETY CAP ASSEMBLY FOR VARCO® TONGS

| CATALOG. Nº | DESCRIPTION | WEIGHT (LB) |
|---|---|---|
| 250369 | TONG SAFETY CAP KIT VARCO HT TONGS | 2.66 |



***MOT*** carries dies and inserts that are accura machined to exact tolerances using state of the art CNC machines. All dies and inserts are then heat treated to provide maximum insert life.

We offer a full range of dies and inserts for our power and manual tongs, safety clamps, spiders and slips.

## 1-1/4" WIDE MANUAL TONG DIES

| MANUAL TONG DIES | | |
|---|---|---|
| SIZE | TOOTH TYPE | REF # |
| 1/2" X 1-1/4" X 5-7/8" | PYRAMID | 16402-2 |
| 1/2" X 1-1/4" X 5-7/8" | BLUE DIAMOND | 16402-6 |
| 1/2" X 1-1/4" X 5" | PYRAMID | 16401-2 |
| 1/2" X 1-1/4" X 5" | BLUE DIAMOND | 16401-6 |
| 1/2" X 1-1/4" X 3-7/8" | PYRAMID | 24768-2 |

## TEDA STYLE "XQ" POWER TONG DIES

| TEDA STYLE | | |
|---|---|---|
| SIZE | MODEL TONG | REF # |
| 2-3/8" - 2-7/8", (60-78) | XQ114 | Z6731 |
| 3-1/2" - 4-1/2", (89-141) | XQ114 | 76732 |
| 2-3/8" - 2-7/8", (73-78) | XQ140 | 12AZ1101 |
| 3-1/2" - 4-1/2", (89-114) | XQ140 | 12AZ1102 |
| 5" - 5-1/2", (121-156) | XQ140 | 12AZ1103 |

## CAVINS STYLE
## FULL CIRCLE INSERTS

## SAFETY CLAMP
## REPLACEMENT DIES

## SAFETY CLAMP DIES
## & INSERTS

| CAVINS STYLE | |
|---|---|
| SIZE / DESCRIPTION | PART |
| REPLACEMENT INSERTS FOR MODEL "B", "C" AND "CHD" TUBING SPIDER (3-1/2" BODY) | REF # |
| SLIP INSERT SET (4 PC) FOR 3-1/2" X 1" (1.315") | 65252-1.315 |
| SLIP INSERT SET (4 PC) FOR 3-1/2" X 1-1/4" (1.660") | 65652-1.660 |
| SLIP INSERT SET (4 PC) FOR 3-1/2" X 1-1/2" (1.900") | 65652-1.900 |
| SLIP INSERT SET (4 PC) FOR 3-1/2" X 2-1/16" | 65652-2.060 |
| SLIP INSERT SET (4 PC) FOR 3-1/2" X 2-3/8" | 65652-1 |
| SLIP INSERT SET (4 PC) FOR 3-1/2" X 2-7/8" | 65652-2 |
| SLIP INSERT SET (4 PC) FOR 3-1/2" X 3-1/2" | 65652-3 |
| REPLACEMENT INSERTS FOR MODEL "C" AND "CHD" TUBING SPIDER (4-1/2" BODY) | |
| SLIP INSERT SET (4 PC) FOR 4-1/2" X 3-1/2" | 65653-1 |
| SLIP INSERT SET (4 PC) FOR 4-1/2" X 4-1/2" | 65653-2 |
| SLIP INSERT SET (4 PC) FOR 4-1/2" X 4-1/2" | 65653-3 |
| REPLACEMENT TOP LOAD INSERTS FOR MODEL "C" AND "CHD" TUBING SPIDER (4-1/2" BODY) | |
| TOP LOAD INSERT SET (4 PC) FOR 3-1/2" X 2-3/8" | 65652-1TL |
| TOP LOAD INSERT SET (4 PC) FOR 3-1/2" X 2-7/8" | 65652-2TL |
| TOP LOAD INSERT SET (4 PC) FOR 3-1/2" X 31/2" | 65652-3TL |

| SAFETY CLAMP | | | |
|---|---|---|---|
| PIPE DIAMETER | CLAMP MODEL | # REQUIRED | REF # |
| 1-1/8" - 4-1/2" | TYPE "T" | 4 UP TO 6 | 7624-A-21 |
| 3-3/4" - 21" | TYPE "C" | 7 UP TO 22 | 7624-A-4 |
| 2-7/8" - 5" | TYPE "MP-S" | 8 UP TO 9 | 3333 |
| 4-1/2" - 30-1/2" | TYPE "MP-R", "M", "L", "XL" | 8 UP TO 27 | 3310 |

## CIRCULAR BUTTONS -
## CMS-XL / CPS / DCS

Even load distribution and insert contact are the qualities necessary for rotary and casing slip inserts. MOT offers high quality replacements for worn or damaged gripping dies.

MOT inserts are designed to fall midway between high and low ratio in pounds per linear inch of contact. The rotary slip insert gripping dies have a 0.01 inch flat on top of each tooth. This flat area will peen, rahter than cut, the metal of the pipe, reducing the occurance of potential stress risers.

## "Y"-SERIES ELEVATOR INSERTS

Number of Inserts Rquired

| #REF | DESCRIPTION | SLIP SIZE IN INCHES | PIPE SIZE IN INCHES (OD) | SDS | SDML AND SDM | SDXL | SDL | |
|---|---|---|---|---|---|---|---|---|
| 2160 | Reducer | 3½ | 2⅞ | 24 | 30 | | 36 | 0.87 |
| 2161 | Reducer | 3½ | 2⅞ | 24 | 30 | | 36 | 0.64 |
| 2162 | Basic | 3½ | 3½ | 24 | 30 | | 36 | 0.42 |
| 2163 | Reducer | 4½ | 3½ | 36 | 45 | 54 | 54 | 0.81 |
| 2164 | Reducer | 4½ | 4 | 36 | 45 | 54 | 54 | 0.61 |
| 2165 | Basic | 4½ | 4½ | 36 | 45 | 54 | 54 | 0.42 |
| 2168 | Reducer | 5 | 4 | | 45 | 54 | 54 | 0.81 |
| 2166 | Reducer | 5 | 4½ | | 45 | 54 | 54 | 0.63 |
| 2167 | Basic | 5 | 5 | | 45 | 54 | 54 | 0.42 |
| 2168 | Reducer | 5½ | 4½ | | 45 | 54 | 54 | 0.81 |
| 2169 | Reducer | 5½ | 5 | | 45 | 54 | 54 | 0.61 |
| 2170 | Basic | 5½ | 5½ | | 45 | 54 | 54 | 0.42 |
| 2172 | Reducer | 7 | 6⅝ | | | 60 | 60 | 0.61 |
| 2173 | Basic | 7 | 7 | | | 60 | 60 | 0.42 |

## "DU" ROTARY SLIP INSERTS

## TS-100 SPIDER INSERTS

# DISCOVER EXCELLENCE IN OILFIELD EQUIPMENT!

At Midland Oil Tools, we are committed to providing innovative and high-quality solutions for the oil and gas industry.
With over 25 years of experience, our products adhere to API 7K and 8A standards, ensuring efficiency and safety in every operation.

Visit our website to explore our full range of products and services designed to optimize your oilfield operations.

WWW.M-O-T.COM

MIDLAND OIL TOOLS

We are an oilfield products company serving the well service, drilling and completion sectors of the oil and gas industry. With over 25 years of experience, serving both the domestic and international markets, we understand your needs and requirements. Our equipment and tools are manufactured in accordance to API 7K and 8A standards.

MOT products include hydraulic power tongs, bucking units, torque turn systems and pipe handling tools used by drilling, well service and completion companies, as well as tubular service and threading shops, in order to efficiently & effectively carry out their operations.

## WARRANTY

**Midland Oil Tools & Services, Inc. (MOT)** manufactured items are warranted free of material and workmanship defects for a period of six (6) months from the date of delivery. Any item that fails because of a manufacturing defect during that period of time, the item will be replaced by MOT. Expendable / Consumable items, such as but not limited to inserts & dies, friction bands, rollers & gears, are not covered under this warranty. MOT liability is limited to the replacement of the defective parts only and does not include the cost of labor or shipping charges connected to the replacement of these parts. No expressed, implied or statutory guarantee other than herein set forth is made or authorized to be made by MOT.

**Your tubular makeup and breakout equipment specialist.**

+1-832-909-0128/29
sales@m-o-t.com
10200 Hempstead Rd, Suite 2-I Houston, TX 77092
@midlandoiltool
@midlandoiltools
www.m-o-t.com